

S1220523090001

2010 1 -2021

7 0.8 2021 7

:

232

( ) 8,283.16

( ) 32,981.18

( ) 5,519.37

PE 18.77

( ) 5.24

wind

2023.12.16

202303

2023.11.06

1	.....	5
2	.....	6
2.1	.....	6
2.2	.....	7
3	.....	8
3.1	.....	8
3.2	.....	12
4	.....	14
4.1	.....	14
4.2	.....	15
4.3	.....	15
5	.....	17
5.1	.....	17
5.1.1	.....	17
5.1.2	.....	18
5.1.3	.....	19
5.2	.....	20
5.2.1	.....	20
5.2.2	.....	23
5.2.3	.....	24
5.3	.....	26
5.3.1	.....	26
5.3.2	.....	26
5.3.3	.....	28
5.4	.....	29
5.4.1	.....	29
5.4.2	.....	31
5.5	.....	32
5.5.1	.....	32
5.5.2	.....	32
5.5.3	.....	33
6	.....	35
6.1	.....	35
6.2	.....	37
6.3	.....	39
7	.....	41
	.....	42



---

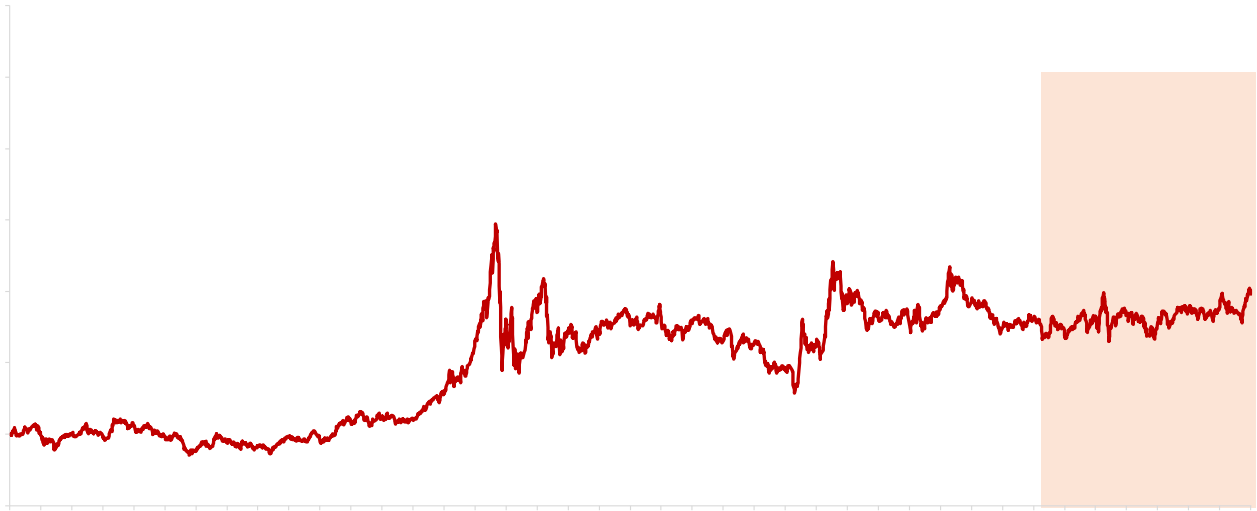
1:	.....	5
2:	.....	6
3:	.....	6
4:	.....	7
5:	.....	

46:				30
47:				32
48:				32
49:	2022	GDP	3000	32
50:		GDP		32
51:				33
52:				33
53:				33
54:				34
55:				34
56:				35
57:				36
58:				37
59:	2022		79.1%	38
60:				38
61:				39
62:	2022		-8.9%	39
63:				39
64:				41
65:				42

1

882011.WI				884100.WI			
2010	1	-2021	7	0.8	2021	7	
				0.7			
		2023	11	30			25.9%
		-17.3%		10.3%			-7.8%

1:



Wind

1

" + + "

2

1)

2)

2

2.1

2:



21

1

2 +

PPP

3

3:



2.2

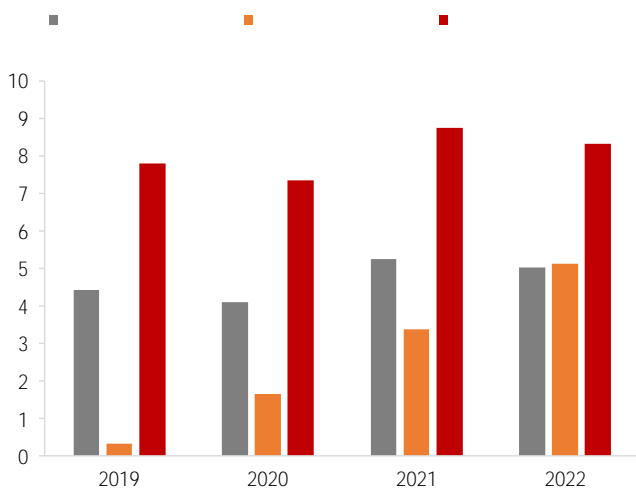
1  
a)  
b)

2

3

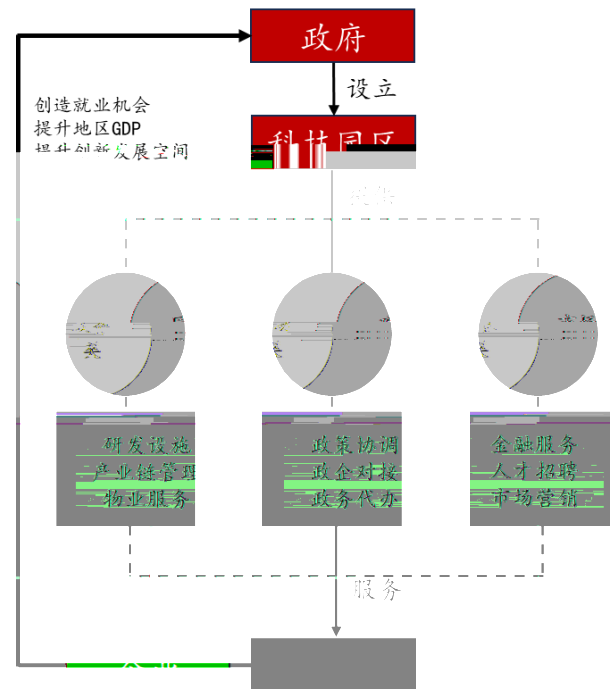
2022  
43.6%                      39.9%                      40.5%

4:



Wind

5:





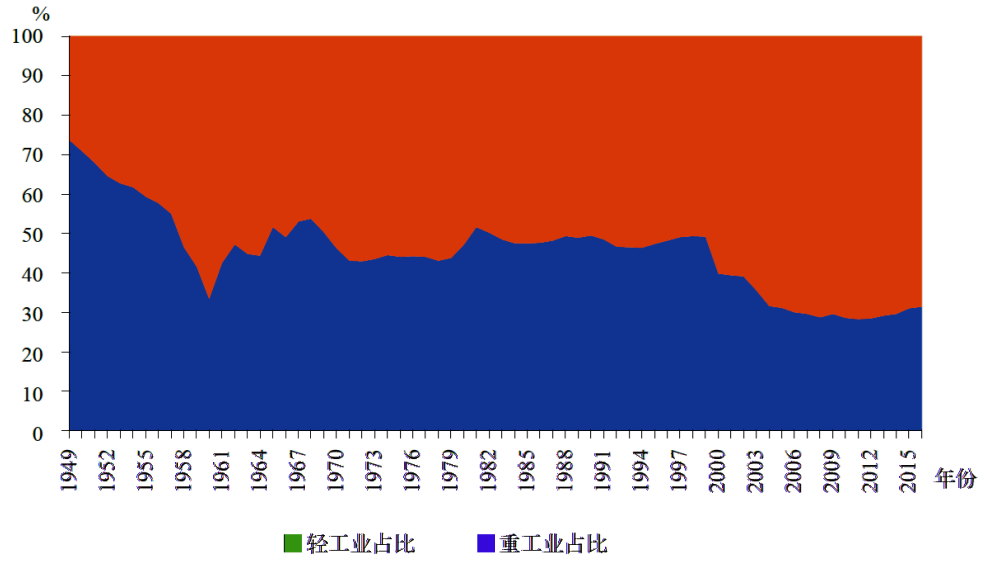
---

3

3.1



7:



1949-1984

2012-2017

1949-2011

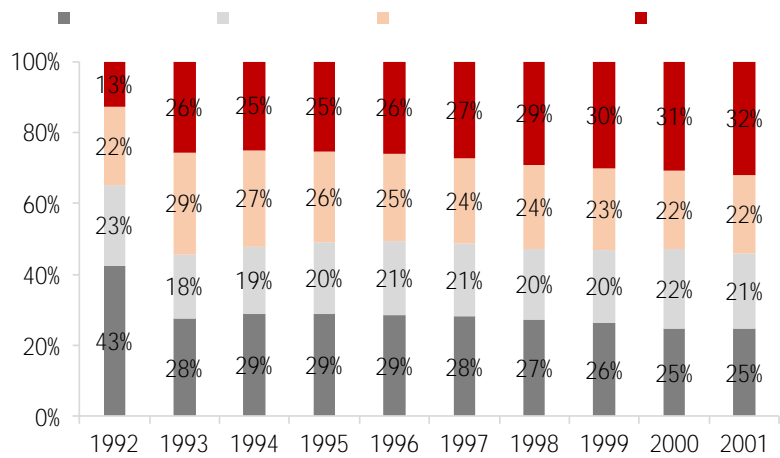
2012-2016

1992-2001

1

2

8:



Wind

2002-2014

21

60%

" " " " " "

9:

	2006-06	
	2006-06	
	2006-06	
	2006-06	
	2006-06	
	2006-06	
	2015-06	
	2015-06	
	2018-04	
	2018-04	

2015 -

" "

2015

" " "

2025

10:

	" "	1.	" "
	" "	2.	" "
	" "	3.	" "
	" "	4.	" "
	" "	5.	" "
	" "	1.	" "
	" "	2.	" "
	" "	3.	" "
	" "	4.	" "
	" "	5.	" "
	" "	1.	2025
	" "	2.	GDP 13.67%
	" "	3.	900 7000
	" "	4.	200 260 31800
	" "	1.	2025
	" "	2.	12%
	" "	3.	10000
	" "	4.	5000 10
	" "	1.	2025
	" "	2.	6000
	" "	3.	5500 3500 5500
	" "	4.	1000 400 100



3.2

			2021		2.5%	
	13.4%		GDP	GDP	10%	GDP
	GDP	2022	GDP			
		GDP27%				
11:	GDP	GDP	12: 2022	GDP		

---

2022 2610

13:

---





4

4.1

2021  
2014 5.8

15.3

GDP

13.4%

17:



18:

	VR/AR

2020

12

"

"

19:

	2020 1-11	3200	2200
	" "		60%
	2025	5	GDP 20%
	2021		74.8%

4.2

1

2

" " " + "

3

4.3

2021

8283

11.6% 2021

2012-  
14.1

5G

20:

		2021		
		14	2012- 2021	
			11.6%	

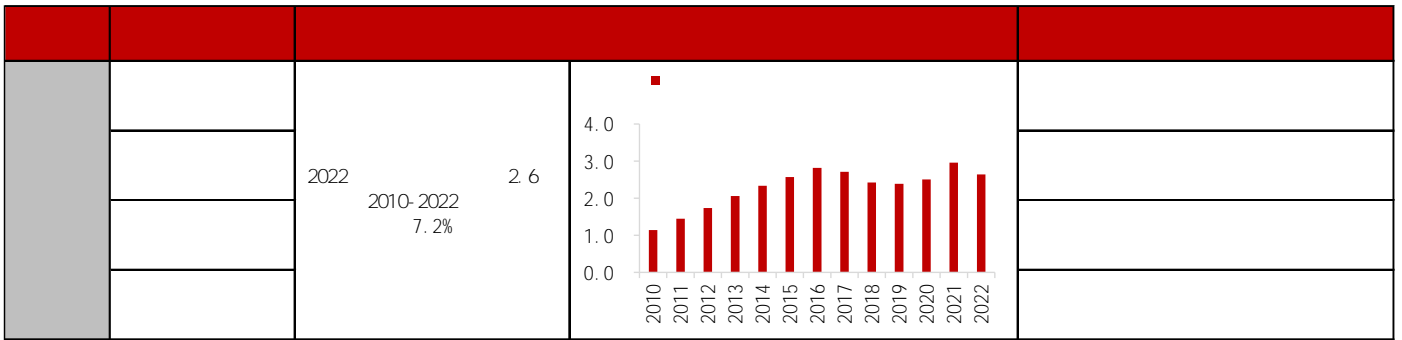
2010-2022

7.2%

21:

2010-2022

7.2%



Wind

2022

636  
50%

+89% 2016

55

" "

22:

		2022		636	
		+89%			
		50%			
				(2021 —2035 )	

Wind



5

5.1

5.1.1

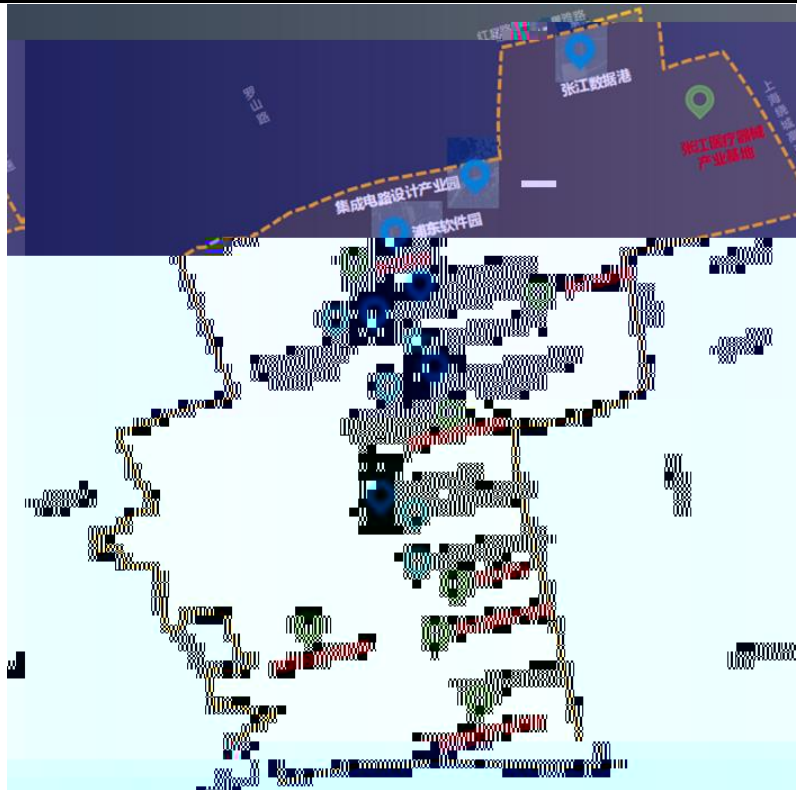
2021	2.2	170
1600	100	2500
80	" + "	" + "
"	"	"

23:

" "



24:





18.1% 2022 2011  
 10 7 2/3 250 5  
 2

7.5% 2022 1320  
 10 1/6 7 1000

1/4 2022 721 3.9%  
 600 AI

25: 2022 TOP100

2022	TOP100

### 5.1.2

2022 8.2 43.1% 2020

2022 10.5 62.1% 8.3

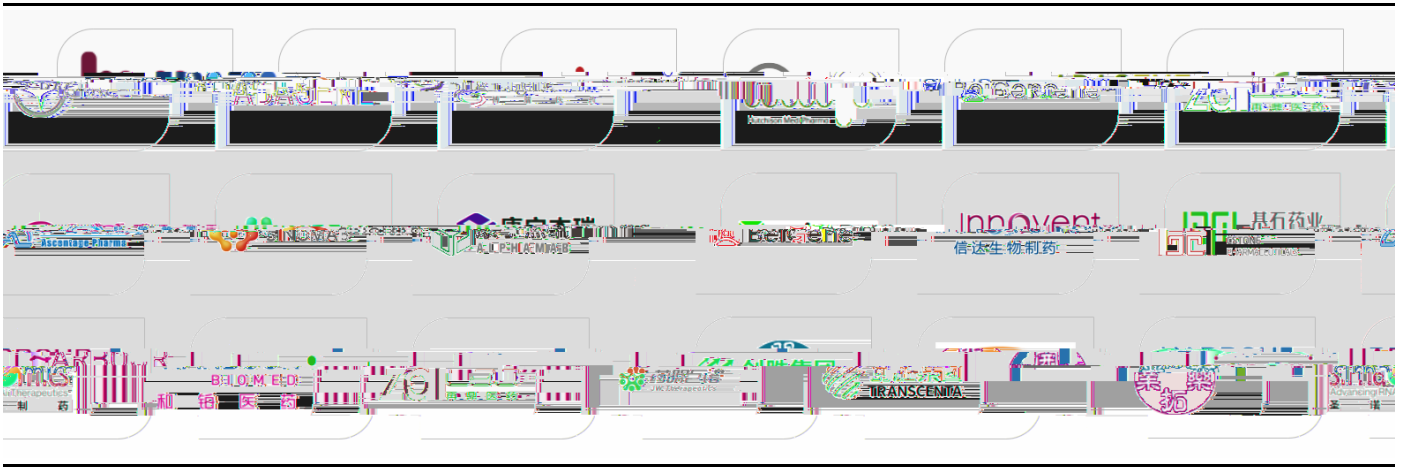




" 2+3"

1					562
	22	2022		1368	600
	3.5				
			2022		

31:




2					
	2006				
				10	1460
			2022		5
	15				

32:

2022 1460

### 纳米产业



3

		2017		2022
805			1300	
	54		187	
		19		
13	500		9	

33:





”

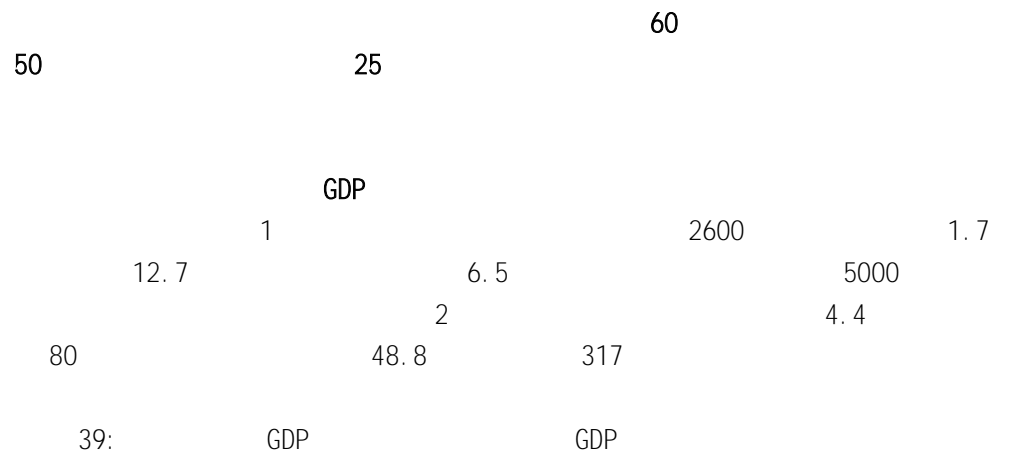


1

FDA

### 5.3

#### 5.3.1



#### 5.3.2



---

2021

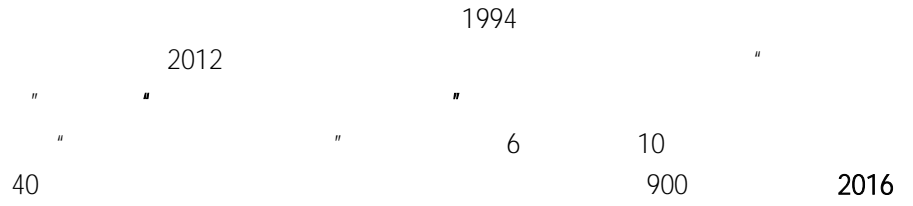
--

40:

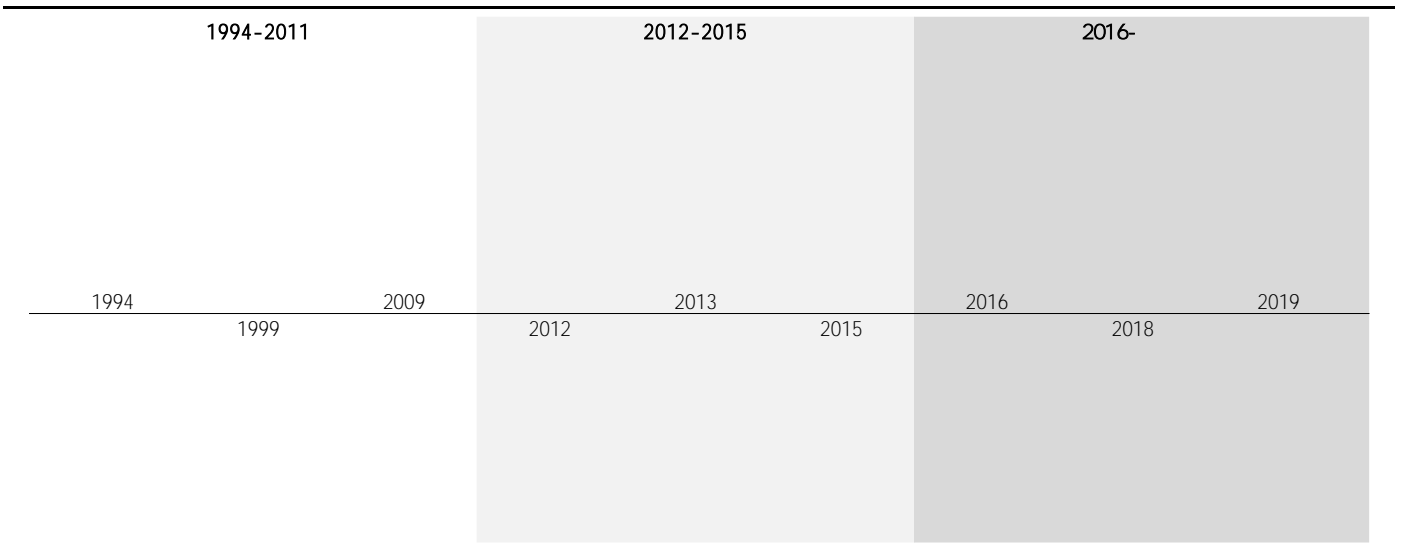


5.4

5.4.1



42:



2022

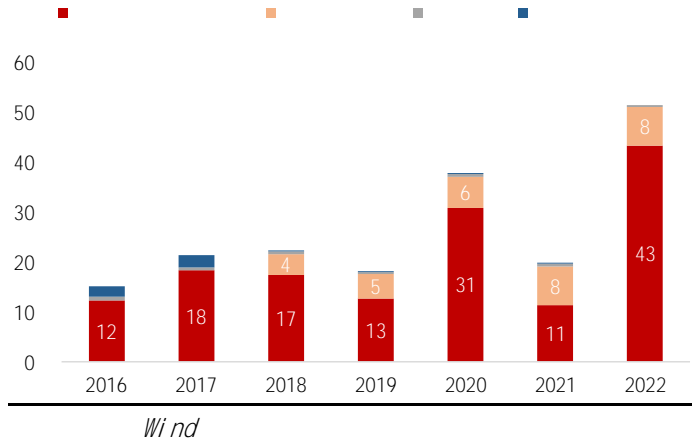
43.3 +282.3%

43:

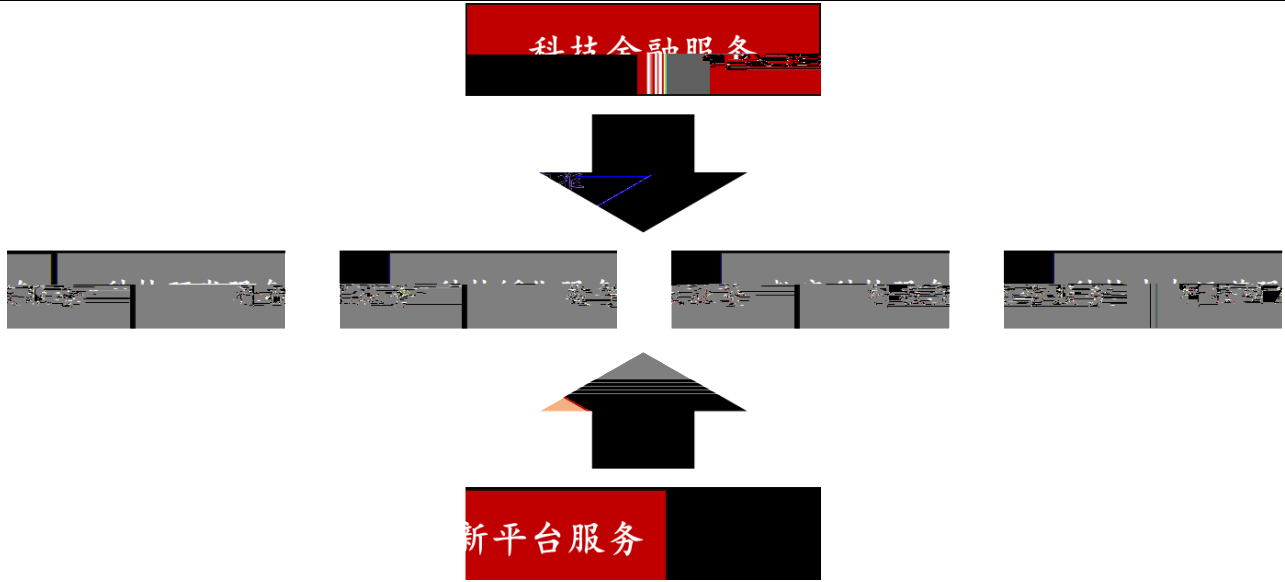
	2021	2022	
	236960	238570	0.7%
	10083	170093	1586.9%
	1192	789	-33.8%
	19138	32814	71.5%
	1107	2318	109.4%

44: 2022


43.3



45:



46:



### 5.4.2

" + "

1

2023 2

12.27%

A

2

8.01%

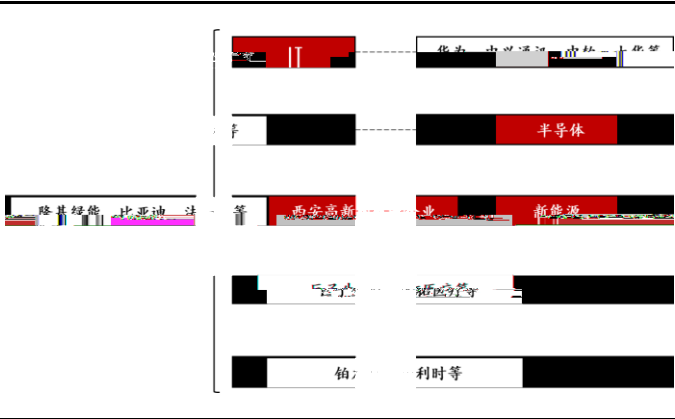
5.5

5.5.1

IT

2022

47:



48:

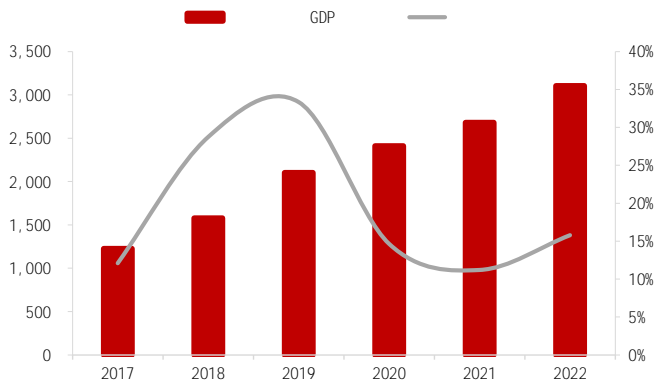
Rank	Industry
1	
2	
3	
4	
5	
6	
7	
8	
9	
10	

2022 GDP 16.4%

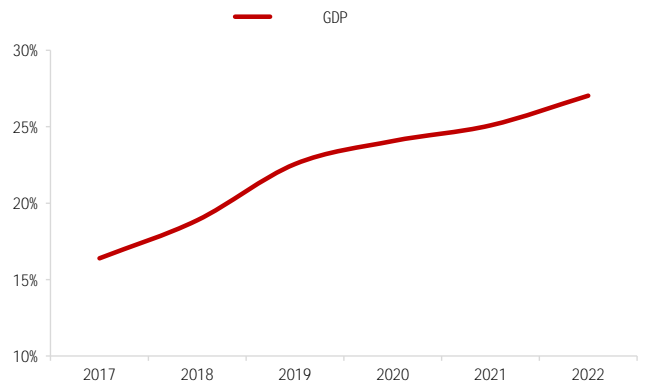
GDP 2022 +15.8% GDP 2017 27.0%

49: 2022

GDP 3000



50: GDP



Wind

5.5.2

11

22306 /

2023

2019



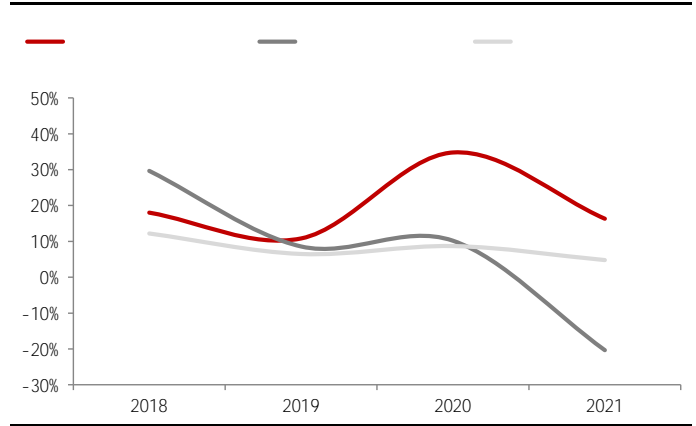
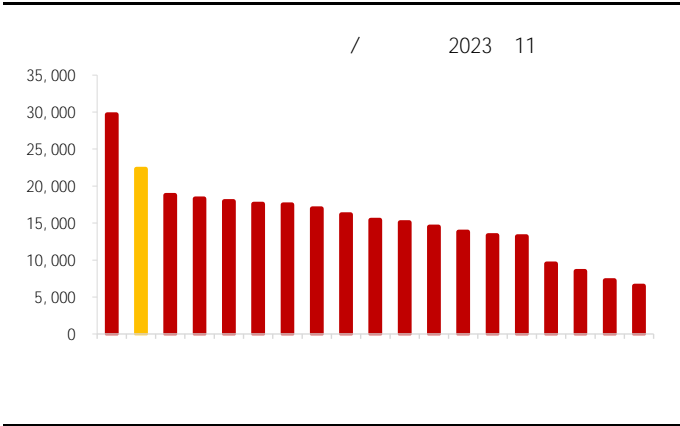
2021

-20.4%

+16.3%

51:

52:



5.5.3

15

53:

	2023M1-10		2022		2021		2020	
1		127		197		190		198
2		109		168		124		172
3		108		130		84		140
4		98		114		83		136
5		72		89		81		119
6		66		85		80		107
7		64		70		77		90
8		60		70		66		76
9		50		69		65		74
10		47		59		62		64
11		46		55		55		63
12		43		49		44		59
13		40		43		43		54
14		34		38		39		53
15		31		29		39		53
16		30		28		33		46
17		29		18		30		46
18		28		18		27		44
19		25		17		26		44
20		23		13		25		42

2020 2021 2022

31.5pct/6.5pct -11.4%

2020 2021 2022

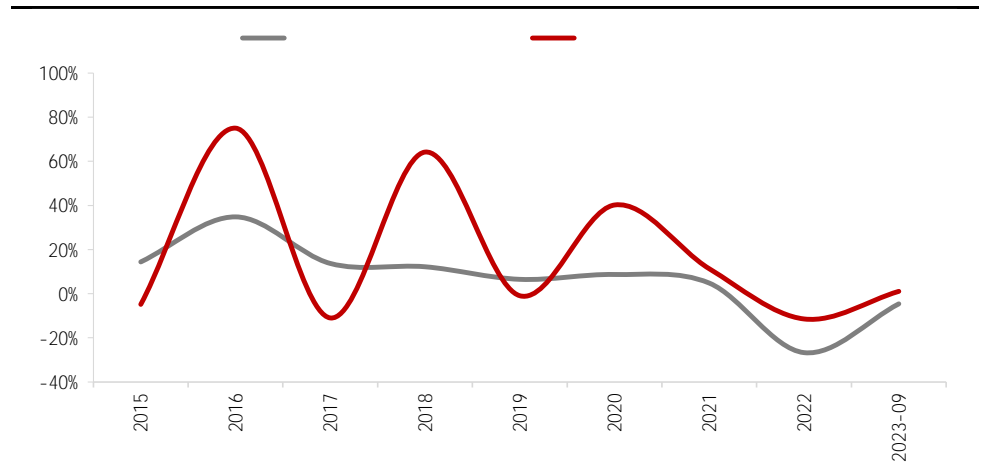
40.2%/11.3%

15.3pct -26.7%

2023 Q3  
+1.1%

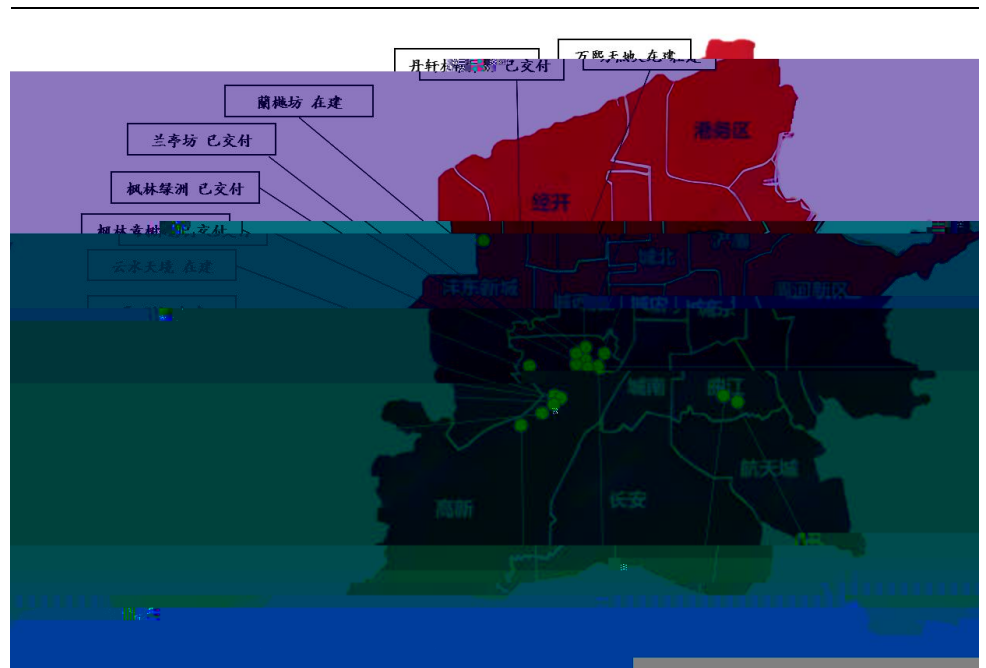
-4.6%

54:



Wind

55:



---

6

6.1

			"	"	
			"	"	
"			2022		2400
			26		100
	700				

56:

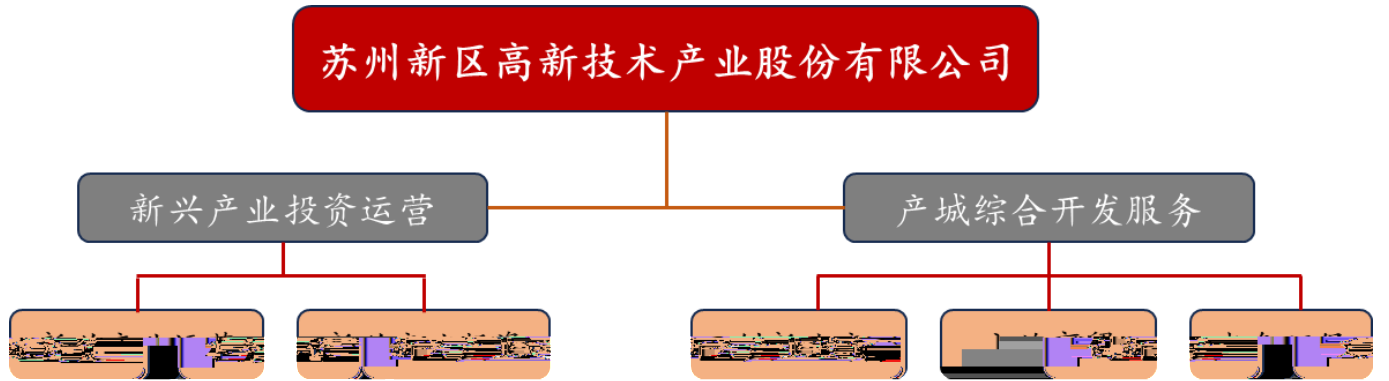
---



6.2

1990		GDP		2022	
1766	3%	1376	10	1	2
44	31	1560	1220	3	335
		" 2+5"			
				60%	57%
				30%	

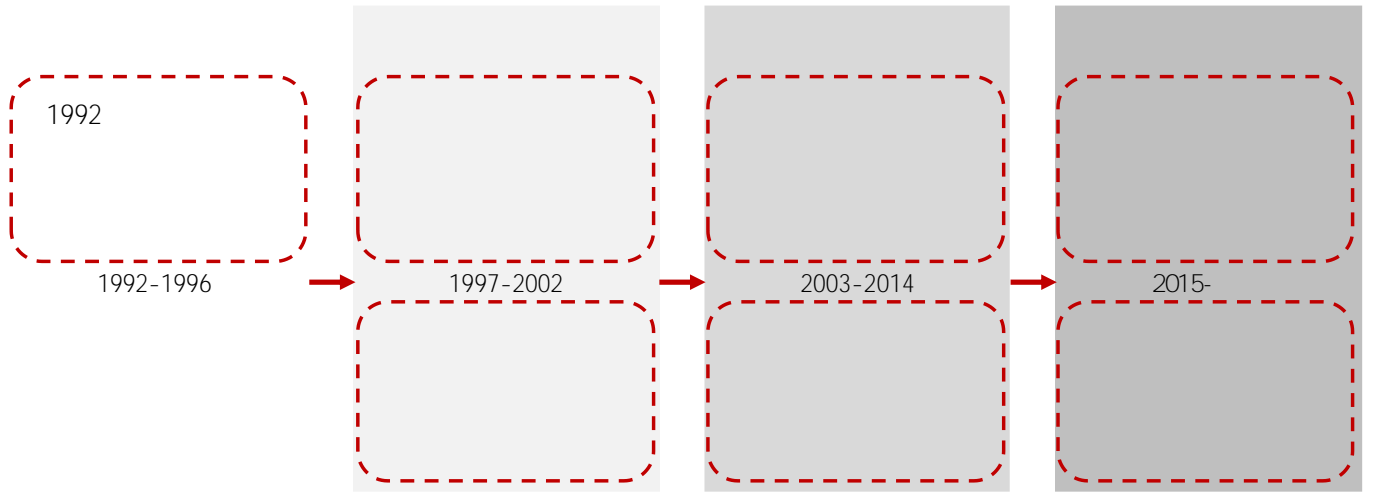
58:





6.3

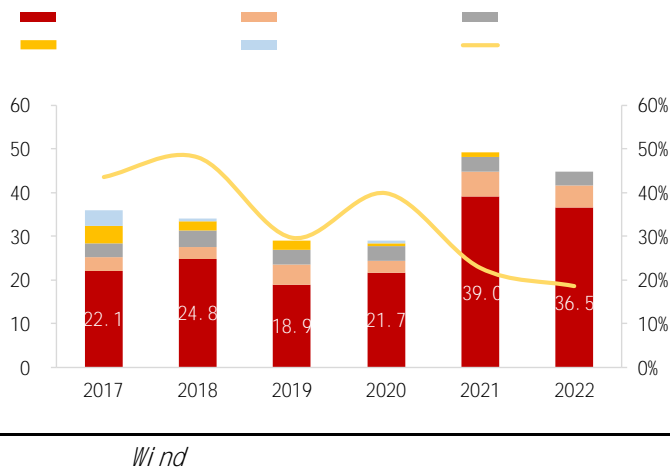
61:



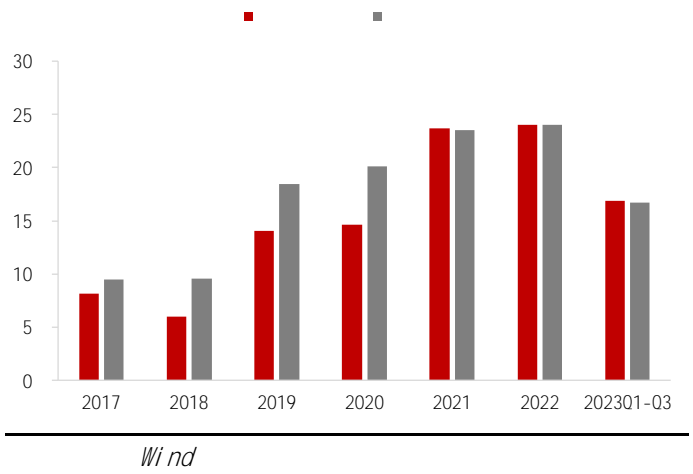
18.6%      44.8      -8.9%      2022  
 16.9      1999      97.7%      2022

62: 2022

-8.9%



63:







7

1

2

3

"

+

"

4

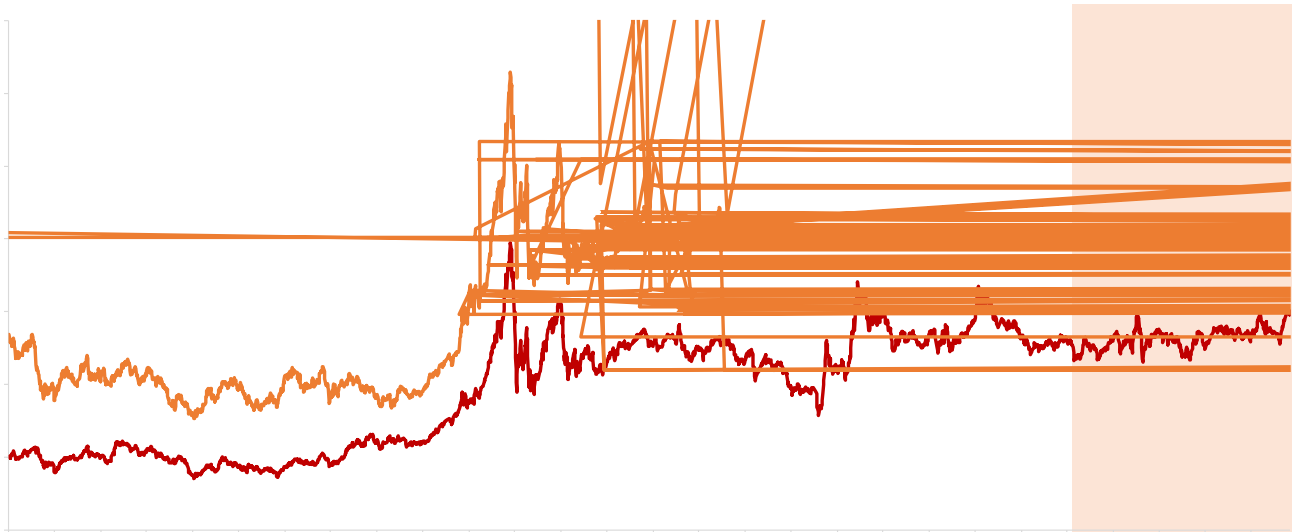
"

+

"

1	2012-1-6	2015-6-12	311%	451%
2	2015-9-15	2015-12-22	59%	69%
3	2018-10-18	2019-4-9	58%	105%

64:



Wind

2024

2014

65:

			2022	19.1	-9.1% +10.9%		
			2022	47.4	+21.1% +5.7%		
			2022	19.8	+56.1%		
			2022	43.3	+282.3%		
			2022	-11.4%	15.3pct		/
			2022	12.5 5.12	+12.8% +51.5%		
			2022	84.9	-19.4% 79.1%		
			2022	44.8	-8.9%		

C3

		12 20%
		12 10%
		12 -10% 10%
		12 10%
		12
		12
		12
	A	300
	500	

48 6

71 2

31

12 2 3

36 37

<https://www.foundersc.com>

E-mail yjzx@foundersc.com